

Tile Adhesive

PCI Tilefast 6 Rapid

On concrete, screed and render/ plaster

PCI Tilefast 6 Rapid audited in accordance
with DIN EN12004 complies with the Euro Norm C1FT

Fields of Application

- For indoor and outdoor use.
- For walls and floors.
- For laying non-vitrified and vitrified tiles in the thin-bed method.
- On cement screeds, ground anhydrite and/or gypsum based floated screeds, renders, concrete, heated screeds, mastic asphalt (indoors only), plaster boards, gypsum fibre boards, plaster slabs and plaster.
- For adhesive bed thicknesses from 3 to 6 mm.

Features and benefits

- Excellent non-sag properties, no need for spacers. The bedded tiles have an immediate adhesion, but can still be aligned.
- Resilient, therefore easy to apply.
- Good adhesion without pre-wetting and priming on concrete, cement screeds and renders.
- Fast setting, walkable and ready for grouting after 2 hours, therefore especially suitable for time-limited works, suitable for porcelain tiles and underfloor heating.

TECHNICAL DATA

Material

Material basis	Cement mortar mixture with additives. Does not contain asbestos or other mineral fibres. No injurious silica dust during the application.
----------------	---

Components	1 part
Colour	grey

Identification according to	
- Regulation for Hazardous Goods /Road	non hazardous
- Regulation for Hazardous Material	irritating, contains cement
<i>For further information refer to paragraph Safety.</i>	

Shelf life	approx. 12 months
------------	-------------------

Storage	cool and dry
---------	--------------

Packaging	20 kg PE lined paper bag 10 kg bag
-----------	---------------------------------------

Application

Consumption	
- installation of ceramic and natural stone tiles	approx. 1.2 to 1.4kg powder m ² per mm adhesive bed

Gauging water for 20 kg bag approx. 5.0 ltr

Gauging water for 1 kg approx 0.25 ltr

Yield

Tile format	Required notch size	20 kg bag is sufficient for approx. 5ltr Req
- small mosaics	3 - 4 mm	11 - 13 m ²
- 10 x 10 cm	4 - 6 mm	9 - 11 m ²
- 10 x 10 cm to 20 x 20 cm	6 - 8 mm	7 - 9 m ²
- 20 cm to 30 x 30 cm	8 - 10 mm	5.5 - 7 m ²
- From 30 x 30 cm	min 10 mm	4 - 5.5 m ²

Thickness of adhesive bed	1 to 6 mm
---------------------------	-----------

Open time*	approx. 15 minutes
------------	--------------------

Slake time	approx. 3 minutes
------------	-------------------

Working time*	approx. 30 minutes
---------------	--------------------

Working temperature	+5°C to +30°C (substrate temperature)
---------------------	---------------------------------------

Curing times*	
- walkable after	approx. 2 hours
- groutable after	approx. 2 hours
- fully load-bearing after	approx. 1 day

* The required notch size and thus also the consumption of PCI Tilefast 6 Rapid, besides the tile format to be installed, also dependent on the back profile of the ceramic tile, the surface structure of the substrate and the application method.

The data mentioned above are based on experienced figures and may deviate.

If a flexibly adjustable adhesive bed is required.

* At +23°C and 50 % relative humidity. Higher temperatures reduce and lower temperatures increase these times.

SUBSTRATE PREPARATION

Minimum age of the substrate

- PCI Novoment Plus screed - 24 hours
- Cement screed - 28 days
- Concrete - 6 weeks

The substrate must be solid, clean and load-bearing. Oil stains, bond-inhibiting surfaces and contaminations must be thoroughly removed. The substrate must be flush and plumb according to BS 5385. Irregularities on walls are to be levelled with PCI Polycrete 5 or with the repair mortar PCI Polycrete 20. Concrete floors are to be levelled with the self-smoothing screed leveller PCI Periplan . Very absorbent cement based substrates and aerated concrete are to be primed with PCI Primer G, diluted 1 : 1 with water. Prime ground anhydrite and/or gypsum based pourable screeds as well as gypsum based substrates and mastic asphalt screeds indoors with undiluted PCI Primer G. Allow primer to dry. Freshly installed cement screeds must not have a residual moisture content above 4%, anhydrite and/or gypsum based screeds not more than 0.5% (measured with a CM-moisture meter). Ground anhydrite screeds require two coats of PCI Primer G, the first coat diluted 1:1 with clean water and the second coat neat.

APPLICATION








Mixing

1. Place gauging water (see table "Technical Data/Application") in a clean mixing vessel.
2. Add powder and mix with a suitable stirrer or mixer mounted on an electric drill until a plastic, lump-free consistency is achieved.

Tiling

3. Apply a thin bond coat to the substrate with the straight edge of the trowel.
4. Then comb mortar onto the fresh bond coat with the notched edge of the trowel working in one direction, if possible. Only apply as much mortar as can be covered with tiles within the open time. Check the open time by touching the adhesive bed with your fingertip.
5. Position tiles in the adhesive bed and align with a slightly pushing motion.

GROUTING

Product	joint width
PCI Groutfast Grey	3 -10 mm
PCI Groutfast White	1 - 3 mm
PCI Wall & Floor Grout	2 -18 mm
Camel Beige, Bahama Beige, Cement Grey No 31, Sandstone, Anthracite, Chocolate Brown, Grey No 21 and Jasmine.	
 PCI Aquafug	Joint width 1 - 8 mm
 PCI Fast Track Grey Grout	joint width 3 - 20 mm
Colour: No 22 Sand grey	
 PCI-Durafug NT	joint width 3 - 20 mm
Colour: No 31	
 PCI Epoxy Grout Dark Grey	3 - 15mm
 PCI Epoxy Grout Light Grey	3 - 15 mm
 PCI Epoxy Grout Black	3 - 15 mm
 PCI Epoxy Grout White	3 - 15 mm



The Chemical Company

PLEASE NOTE

- Do not apply at temperatures below +5°C and above +30°C and under exposure to strong wind and sunlight.
- For installations on gypsum-based substrates the instructions of the gypsum manufacturer must be followed. Primer G must be applied prior to cementitious products.
- The open time reduces with absorbent substrates.
- Stiffened mortar must not be re-tempered.
- Clean tools with water immediately after use; once the product has cured it can only be removed by mechanical means.

SAFETY

PCI Tilefast 6 Rapid contains cement. Irritating to skin. Contact with moisture sets off an alkaline reaction which may cause skin irritation and/or caustic burns to mucous membranes (e.g. eyes). Risk of serious damage to eyes. Avoid contact with skin and eyes. Wear suitable protective gloves and eye/face protection. In case of contact with eyes, rinse immediately with plenty of water and seek medical advice. After contact with skin, take off immediately all contaminated clothing and wash immediately with plenty of water and soap. Keep out of the reach of children. If swallowed seek medical advice and show container or label. Low in chromates according to TRGS613

For further information refer to the PCI Material, Safety Data Sheet.

BASF Construction Chemicals (UK) Ltd
PO Box 4
Earl Road
Cheadle Hulme
Cheadle
Cheshire
SK8 6QG
Tel: +44 (0) 161 485 6222
Fax +44 (0) 161 488 5220
E-mail: pci.uk@basf.com
www.pci.uk.com
www.basf-cc.co.uk

In view of widely varying site conditions this data sheet is meant to provide general application guidelines only. Any recommendation or information issued by us constitutes a preliminary and accessory contractual obligation only. Users must satisfy themselves regarding the applicability of the content to their own particular requirements. Please contact our Advisory Service for special requirements. Liability is accepted for incomplete or incorrect particulars in our information material only in the event of intent or gross negligence, without prejudice to claims under product liability laws. All transactions are subject to our Terms of Sale and Supply. Any subsequent publication supersedes this edition. **Edition April 2008.**